

Thanks for your order, I really appreciate your support to help keep the site going.

Here's what the latest building looks like when you put it together:



Don't forget there are step by step pictures and a helpful video on this page:

<https://modelrailwaylayoutsplans.com/printable-ho-scale-buildings/>

The building is made at HO scale – you don't need to alter the size when you print.

For N scale, just reduce the print size to 54%.

For O scale, increase to 181%

And for other scales, just have look at the chart on this page:

<https://modelrailwaylayoutsplans.com/model-railroad-printable-buildings/>

Following are the building prints, with the two variations you can see above.

Please do send me pics of your builds, I'd really love to see them, whether they are on a layout or not.

And once again, thanks a mill for supporting the site.


Best




Al


















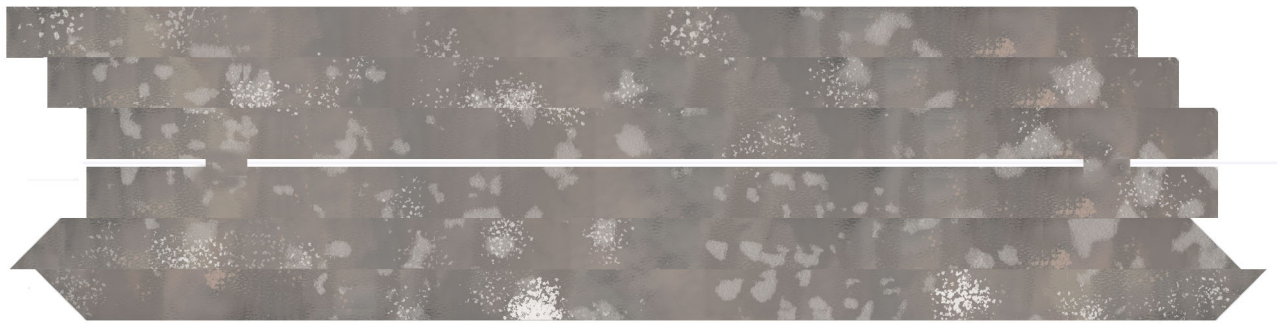























--	--	--	--	--	--



--	--	--	--	--	--



--	--	--	--	--	--



